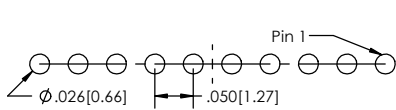
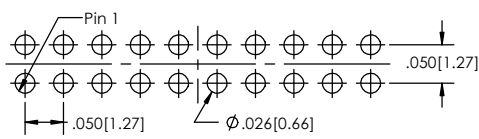


Recommended P.C. Board Layout

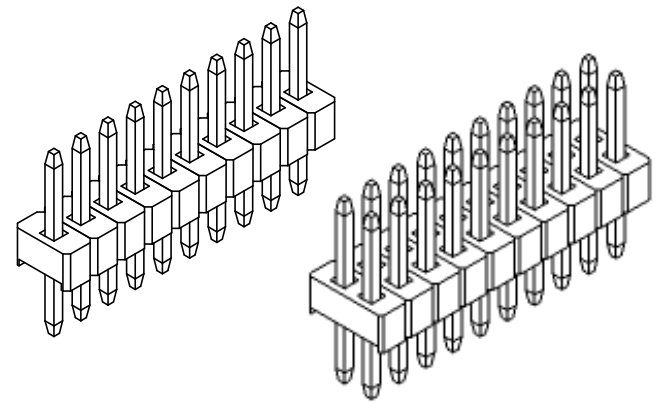
SCALE 8:1



Single

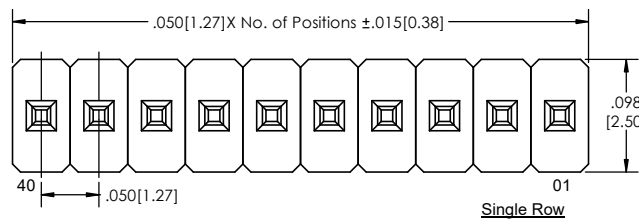
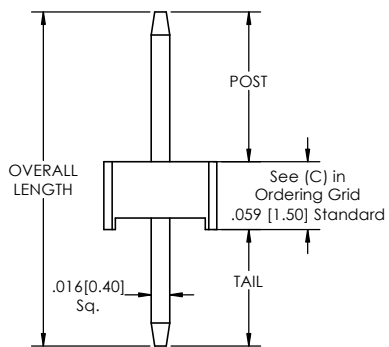
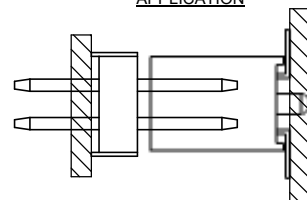


Double

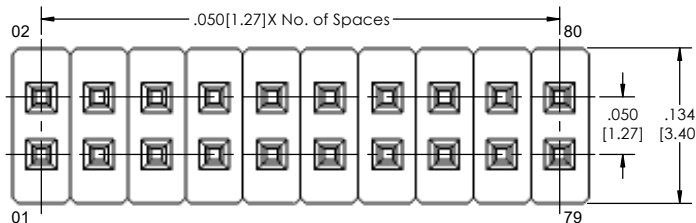


TSHC-5 **XX** - **X** - **X** - **XXX** - **XX** - **XXX** - **XX** - **XXX** - **LF**
(A) (B) (C) (D) (E) (F) (G) (H) (I)

APPLICATION



Single Row



Double Row

- A. Pins Per Row
 - 1 through 40
- B. Row Specification
 - S= Single Row
 - D= Double Row
- C. Insulator Thickness
 - Leave Blank for standard .059 [1.50]
 - 1= .039 [1.00]
 - 2= .067 [1.70]
 - 3= .079 [2.00]
 - 4= .097 [2.50]
 - 5= .118 [3.00]
- D. Desired Tail Length
 - If left blank
 - Length(L) - Post Height(P) - .059[1.50] = Tail Length(T)
- E. Pin Options
 - See Pin Option box below
- F. Desired Post Height
 - Please specify
 - e.g. .200[5.08] =200
- G. Plating Options
 - See Plating Options below
- H. Polarized Position
 - Leave blank if not required
 - e.g. .200[5.08] =200
- I. Lead Free

Mates with:
LSSH
SMSS
SSHS

Plating options	
G	10µ Gold on Contact Area/ Flash on Tail
T	Matte Tin all Over
GT	10µ Gold on Contact Area/ Matte Tin on Tail
H	30µ Gold on Contact Area/ Matte Tin on Tail
F	Gold Flash over Entire Pin
FT	Gold Flash on Contact Area/ Matte Tin on Tail

Pin Options		
Max. Post Height	Overall Length	
.079[2.01mm]	.219[5.56mm]	04
.188[4.77mm]	.328[8.32mm]	06
.290[7.37mm]	.430[10.92mm]	08
.340[8.36mm]	.480[12.19mm]	10
.390[9.91mm]	.530[13.46mm]	12
.440[11.18mm]	.580[14.73mm]	14
.490[12.45mm]	.630[16.00mm]	16
.540[13.72mm]	.680[17.27mm]	18
.590[14.99mm]	.730[18.54mm]	20
.640[16.26mm]	.780[19.81mm]	22
.690[17.52mm]	.830[21.08mm]	24

Specifications:
 Current Rating: 1.0 Ampere
 Insulation Resistance: 1000M Ohms Min.
 Dielectric Withstanding: 300V AC
 Contact Resistance: 20M Ohms Max.
 Operation Temperature: -40°C to +105°C
 Max. Process Temperature
 Peak: 260°C up to 10 secs.
 Process: 230°C up to 60 secs.
 Wave: 260°C up to 6 secs.
 Manual Solder: 350°C up to 5 secs.

Materials:
 Contact Material: Phosphor Bronze
 Insulator Material: Nylon 6T
 Plating: Au or Sn over 50µ" (1.27) Ni

Tails may be clipped to achieve specific dimensions.
 Products cut to specific sizes are uncancelable/ nonreturnable.
 Parts are subject to change without notice.



PROPRIETARY AND CONFIDENTIAL
 THE INFORMATION CONTAINED IN THIS DRAWING IS THE SOLE PROPERTY OF Major League Electronics. ANY REPRODUCTION IN PART OR AS A WHOLE WITHOUT THE WRITTEN PERMISSION OF Major League Electronics IS PROHIBITED.

UNLESS OTHERWISE SPECIFIED:		NAME DATE		
DIMENSIONS ARE IN INCHES		DRAWN	EOW 10/30/14	
TOLERANCES:		CHECKED	GWE 10/30/14	
ONE DECIMALS ±.100		ENG APPR.		
TWO DECIMAL ±.100		MFG APPR.		ADDRESS:
THREE DECIMAL ±.005		INTERPRET GEOMETRIC TOLERANCING PER:		2533 Centennial Blvd.
FOUR DECIMAL ±.002		MATERIAL:		Jeffersonville, In 47130
NEXT ASSY USED ON		FINISH:		Phone: 812-670-4174
APPLICATION		DO NOT SCALE DRAWING		Fax: 812-670-4175
				E-Mail: mle@mlelectronics.com
				TITLE: TSHC-5-D SERIES
				SIZE DWG. NO. C
				REV C
				SCALE 12:1
				SHEET 1 OF 1